


Post Closing Trial Balance

| Government Corporation Name | Home Guaranty Corporation | | | | | | |
|---|---------------------------|----------------------------|------------------|--|------------------|---------------|--------------|
| Cluster | 2 | 1. - Current | | 5. Equity Accounts | | | |
| Region | | 2 - Non-Current | | 0. Revenue/Income and Expense Accounts | | | |
| Year | DEC 2018 | 3 - Current Liabilities | | | | | |
| Fund | | 4. Non-Current Liabilities | | | | | |
| | | | TOTAL ALL FUNDS | | CORPORATE FUND | | Trust Fund |
| Account Title | Account Code | Current / Non-Current | Debit | Credit | Debit | Credit | Debit Credit |
| Cash-Collecting Officers | 10101010 | 1 | 1,992,517.40 | - | 1,992,517.40 | - | - |
| Petty Cash | 10101020 | 1 | 2.00 | - | 2.00 | - | - |
| Cash in Bank-Local Currency, Current Account | 10102020 | 1 | 559,965,319.01 | - | 559,965,319.01 | - | - |
| Cash in Bank-Local Currency, Savings Account | 10102030 | 1 | 7,532,065.79 | - | 7,532,065.79 | - | - |
| Cash in Bank-Foreign Currency, Savings Account | 10103030 | 1 | 2,654,745.14 | - | 2,654,745.14 | - | - |
| Investment in Treasury Bills-Local | 10202010 | 1 | 866,649,030.96 | - | 866,649,030.96 | - | - |
| Investment in Bonds-Local | 10202050 | 1 | 1,328,015.16 | - | 1,328,015.16 | - | - |
| Sinking Fund | 10207010 | 2 | 1,166,117,688.19 | - | 1,166,117,688.19 | - | - |
| Investments in Time Deposits | 10211010 | 1 | 3,457,003,414.66 | - | 3,457,003,414.66 | - | - |
| Investment in Stocks | 10299010 | 2 | 535,236,186.54 | - | 535,236,186.54 | - | - |
| Other Investments | 10299990 | 2 | 617,500.00 | - | 617,500.00 | - | - |
| Notes Receivable | 10301020 | 2 | 29,860,322.00 | - | 29,860,322.00 | - | - |
| Allowance for Impairment-Notes Receivables | 10301021 | 2 | - | 2,286,697.82 | - | 2,286,697.82 | - |
| Interest Receivables | 10301050 | 1 | 41,938,538.23 | - | 41,938,538.23 | - | - |
| Sales Contract Receivable | 10301160 | 1 | 375,458,111.21 | - | 375,458,111.21 | - | - |
| Sales Contract Receivable | 10301160 | 2 | 3,379,123,000.86 | - | 3,379,123,000.86 | - | - |
| Loans Receivable-Others | 10301990 | 1 | 2,870,919.50 | - | 2,870,919.50 | - | - |
| Loans Receivable-Others | 10301990 | 2 | 25,838,275.53 | - | 25,838,275.53 | - | - |
| Finance Lease Receivable | 10302020 | 1 | 30,148,711.32 | - | 30,148,711.32 | - | - |
| Finance Lease Receivable | 10302020 | 2 | 151,496,055.38 | - | 151,496,055.38 | - | - |
| Due from National Agencies | 10303010 | 2 | 130,843,216.03 | - | 130,843,216.03 | - | - |
| Due from Local Government Units | 10303030 | 1 | 7,364,079.02 | - | 7,364,079.02 | - | - |
| Due from Government Corporations | 10303050 | 1 | 46,507,309.54 | - | 46,507,309.54 | - | - |
| Due from Government Corporations | 10303050 | 2 | 1,803,729,757.89 | - | 1,803,729,757.89 | - | - |
| Due from Other Funds | 10304050 | 1 | 371,789,646.23 | - | 371,789,646.23 | - | - |
| Receivables-Disallowances/Charges | 10305010 | 1 | 119,184,127.78 | - | 119,184,127.78 | - | - |
| Guaranty Call Receivable | 10305090 | 1 | 16,570,168.42 | - | 16,570,168.42 | - | - |
| Guaranty Call Receivable | 10305090 | 2 | 149,131,515.79 | - | 149,131,515.79 | - | - |
| Allowance for Impairment-Guaranty Call Receivable | 10305091 | 1 | - | 713,631.69 | - | 713,631.69 | - |
| Allowance for Impairment-Guaranty Call Receivable | 10305091 | 2 | - | 6,422,685.20 | - | 6,422,685.20 | - |
| Other Receivables | 10305990 | 1 | 134,789,157.48 | - | 134,789,157.48 | - | - |
| Allowance for Impairment-Other Receivables | 10305991 | 1 | - | 245,777.38 | - | 245,777.38 | - |
| Allowance for Impairment-Other Receivables | 10305991 | 1 | - | 47,920,653.54 | - | 47,920,653.54 | - |
| Office Supplies Inventory | 10404010 | 1 | 456,575.23 | - | 456,575.23 | - | - |
| Other supplies and Materials inventory | 10404990 | 1 | 17,544.00 | - | 17,544.00 | - | - |
| Investment Property, Land | 10501010 | 2 | 9,265,914,956.84 | - | 9,265,914,956.84 | - | - |
| Investment Property, Bldg. | 10501020 | 2 | 49,299,061.46 | - | 49,299,061.46 | - | - |
| Accu. Depreciation-Investment Property, Bldg. | 10501021 | 2 | - | 20,335,862.39 | - | 20,335,862.39 | - |
| Other Land Improvements | 10602990 | 2 | 53,797,173.33 | - | 53,797,173.33 | - | - |



Post Closing Trial Balance

| Government Corporation Name | Home Guaranty Corporation | | | | | | | |
|--|---------------------------|----------------------------|------------------|--|------------------|----------------|------------------|--------|
| Cluster | 2 | 1. - Current | | 5. Equity Accounts | | | | |
| Region | | 2 - Non-Current | | 0. Revenue/Income and Expense Accounts | | | | |
| Year | DEC 2018 | 3 - Current Liabilities | | | | | | |
| Fund | | 4. Non-Current Liabilities | | | | | | |
| | | | TOTAL ALL FUNDS | | CORPORATE FUND | | Trust Fund | |
| Account Title | Account Code | Current / Non-Current | Debit | Credit | Debit | Credit | Debit | Credit |
| Accu. Depreciation-Other Land Improvements | 10602991 | 2 | - | 32,211,603.46 | - | 32,211,603.46 | - | - |
| Office Equipment | 10605020 | 2 | 2,860,355.54 | - | 2,860,355.54 | - | - | - |
| Accu. Depreciation-Office Equipment | 10605021 | 2 | - | 2,676,475.57 | - | 2,676,475.57 | - | - |
| Information and Communication Technology (ICT)Equipment | 10605030 | 2 | 56,704,888.95 | - | 56,704,888.95 | - | - | - |
| Accu. Depreciation-ICT Equipment | 10605031 | 2 | - | 45,482,037.45 | - | 45,482,037.45 | - | - |
| Communication Equipment | 10605070 | 2 | 1,752,787.15 | - | 1,752,787.15 | - | - | - |
| Accu. Depreciation-Communication Equipment | 10605071 | 2 | - | 1,516,120.32 | - | 1,516,120.32 | - | - |
| Motor Vehicles | 10606010 | 2 | 34,048,788.47 | - | 34,048,788.47 | - | - | - |
| Accu. Depreciation-Motor Vehicles | 10606011 | 2 | - | 22,401,192.82 | - | 22,401,192.82 | - | - |
| Accu. Impairment-Motor Vehicles | 10606012 | 1 | - | 102,706.41 | - | 102,706.41 | - | - |
| Furniture and Fixtures | 10607010 | 2 | 12,362,887.52 | - | 12,362,887.52 | - | - | - |
| Accu. Depreciation-Furniture and Fixtures | 10607011 | 2 | - | 5,306,605.79 | - | 5,306,605.79 | - | - |
| Books | 10607020 | 2 | 291,330.47 | - | 291,330.47 | - | - | - |
| Accu. Depreciation-Books | 10607021 | 2 | - | 256,878.08 | - | 256,878.08 | - | - |
| Leased Assets Improvements, Bldg. | 10609020 | 2 | 31,670,911.88 | - | 31,670,911.88 | - | - | - |
| Accu. Depreciation-Leased Assets Improvements, Bldg. | 10609021 | 2 | - | 31,670,911.88 | - | 31,670,911.88 | - | - |
| Other Property, Plant and Equipment | 10698990 | 2 | 7,770,453.40 | - | 7,770,453.40 | - | - | - |
| Accu. Depreciation-Other Property, Plant and Equipment | 10698991 | 2 | - | 5,502,148.51 | - | 5,502,148.51 | - | - |
| Computer Software | 10801020 | 2 | 31,016,123.40 | - | 31,016,123.40 | - | - | - |
| Accu. Amortization-Computer Software | 10801021 | 2 | - | 28,827,057.73 | - | 28,827,057.73 | - | - |
| Non-Current Assets Held for Sale | 11101010 | 1 | 6,538,101,974.12 | - | 6,538,101,974.12 | - | - | - |
| Accu. Impairment Losses-Non-Current Assets Held for Sale | 11101011 | 1 | - | 127,033,083.12 | - | 127,033,083.12 | - | - |
| Accu. Impairment Losses-Non-Current Assets Held for Sale | 11101011 | 1 | - | 591,588,557.34 | - | 591,588,557.34 | - | - |
| Deferred Tax Assets | 11201010 | 2 | 47,581,142.63 | - | 47,581,142.63 | - | - | - |
| Prepaid Rent | 19902020 | 1 | 3,902,064.32 | - | 3,902,064.32 | - | - | - |
| Prepaid Insurance | 19902050 | 1 | 1,090,296.28 | - | 1,090,296.28 | - | - | - |
| Withholding Tax at Source | 19902080 | 1 | 186,528,708.18 | - | 186,528,708.18 | - | - | - |
| Other Prepayments | 19902990 | 1 | 1,585,327.69 | - | 1,585,327.69 | - | - | - |
| Guaranty Deposits | 19903020 | 1 | 10,601,958.00 | - | 10,601,958.00 | - | - | - |
| Guaranty Deposits | 19903020 | 2 | 10,176,554.84 | - | 10,176,554.84 | - | - | - |
| Other Assets | 19999990 | 1 | 162,706.41 | - | 162,706.41 | - | - | - |
| Other Assets | 19999990 | 2 | 5,098,744.16 | - | 5,098,744.16 | - | - | - |
| Accu. Impairment Losses-Other Assets | 19999991 | 1 | - | 326,748.48 | - | 326,748.48 | - | - |
| Other Assets - Assets Held-in-Trust | 19999990 | 2 | 1,090,465,219.43 | - | - | - | 1,090,465,219.43 | - |
| Other Assets - Abot Kaya Pabahay Fund | 19999990 | 2 | 3,155,319,801.38 | - | 3,155,319,801.38 | - | - | - |
| Due to Officers and Employees | 20101020 | 3 | - | 732,242.02 | - | 732,242.02 | - | - |
| Interest Payable | 20101050 | 3 | - | 719,538,939.36 | - | 719,538,939.36 | - | - |
| Bonds Payable-Domestic | 20102020 | 3 | - | 4,967,424.49 | - | 4,967,424.49 | - | - |
| Bonds Payable-Domestic | 20102020 | 4 | - | 2,384,857.13 | - | 2,384,857.13 | - | - |

Post Closing Trial Balance

| Government Corporation Name | Home Guaranty Corporation | | | | | | | |
|--|---------------------------|----------------------------|--|--------------------------|--------------------------|--------------------------|-------------------------|-------------------------|
| Cluster | 2 | 1. - Current | 5. Equity Accounts | | | | | |
| Region | | 2 - Non-Current | 0. Revenue/Income and Expense Accounts | | | | | |
| Year | DEC 2018 | 3 - Current Liabilities | | | | | | |
| Fund | | 4. Non-Current Liabilities | | | | | | |
| | | | TOTAL ALL FUNDS | | CORPORATE FUND | | Trust Fund | |
| Account Title | Account Code | Current / Non-Current | Debit | Credit | Debit | Credit | Debit | Credit |
| Due to BIR | 20201010 | 3 | - | 2,202,362.00 | - | 2,202,362.00 | - | - |
| Due to GSIS | 20201020 | 3 | - | 1,642,334.60 | - | 1,642,334.60 | - | - |
| Due to Pag-IBIG | 20201030 | 3 | - | 1,290,262.18 | - | 1,290,262.18 | - | - |
| Due to PhilHealth | 20201040 | 3 | - | 111,362.93 | - | 111,362.93 | - | - |
| Due to NGAs | 20201050 | 3 | - | 122,505.20 | - | 122,505.20 | - | - |
| Due to Government Corporations | 20201060 | 3 | - | 9,668,594.04 | - | 9,668,594.04 | - | - |
| Due to Treasurer of the Philippines | 20201090 | 4 | - | 7,041,592,653.78 | - | 7,041,592,653.78 | - | - |
| Income Tax Payable | 20201130 | 3 | - | 181,341,473.43 | - | 181,341,473.43 | - | - |
| Due to Other Funds | 20301050 | 3 | - | 618,670,220.25 | - | 618,670,220.25 | - | - |
| Trust Liabilities - Assets Held-in-Trust | 20401010 | 4 | - | 1,090,465,219.43 | - | - | - | 1,090,465,219.43 |
| Trust Liabilities - Abot Kaya Pabahay Fund | 20401010 | 4 | - | 3,155,319,801.38 | - | 3,155,319,801.38 | - | - |
| Guaranty/Security Deposit Payables | 20401040 | 3 | - | 18,951,181.43 | - | 18,951,181.43 | - | - |
| Deferred Finance Lease Revenue | 20501010 | 3 | | 8,570,006.18 | | 8,570,006.18 | - | - |
| Deferred Finance Lease Revenue | 20501010 | 4 | | 20,457,955.28 | | 20,457,955.28 | - | - |
| Deferred Tax Liabilities | 20901010 | 4 | - | 722,405,961.74 | - | 722,405,961.74 | - | - |
| Other Deferred Credits | 20501990 | 4 | - | 976,492,972.47 | - | 976,492,972.47 | - | - |
| Other Unearned Revenue/Income | 20502990 | 3 | - | 686,225,489.96 | - | 686,225,489.96 | - | - |
| Other Unearned Revenue/Income | 20502990 | 4 | - | 1,127,966,423.27 | | 1,127,966,423.27 | | |
| Estimated Liability from Guaranty | 20601990 | 3 | - | 2,688,404.18 | - | 2,688,404.18 | - | - |
| Dividends Payable | 29999090 | 3 | - | 1,151,623,735.00 | - | 1,151,623,735.00 | - | - |
| Other Payables | 29999990 | 3 | - | 5,267,216,309.40 | - | 5,267,216,309.40 | - | - |
| Revaluation Surplus | 30201010 | 5 | - | 1,685,209,428.76 | - | 1,685,209,428.76 | - | - |
| Retained Earnings/(Deficit) | 30701010 | 5 | 7,029,367,822.73 | - | 7,029,367,822.73 | - | - | - |
| Subscribed Share Capital | 30801010 | 5 | - | 15,573,000,000.00 | - | 15,573,000,000.00 | - | - |
| | | | 41,043,685,554.87 | 41,043,685,554.87 | 39,953,220,335.44 | 39,953,220,335.44 | 1,090,465,219.43 | 1,090,465,219.43 |

CERTIFIED CORRECT:


ATTY. NELIA O. OANDASAN
Acting Vice President
Corporate Services Group

APPROVED BY:


JIMMY B. BARONA
Officer-In-Charge

Pre-Closing Trial Balance

| Government Corporation Name | Home Guaranty Corporation | | | | | | |
|---|---------------------------|----------------------------|--|---------------|------------------|---------------|--------------|
| Cluster | 2 | 1. - Current | 5. Equity Accounts | | | | |
| Region | | 2 - Non-Current | 0. Revenue/Income and Expense Accounts | | | | |
| Year | DEC 2018 | 3 - Current Liabilities | | | | | |
| Fund | | 4. Non-Current Liabilities | | | | | |
| | | | TOTAL ALL FUNDS | | CORPORATE FUND | | Trust Fund |
| Account Title | Account Code | Current / Non-Current | Debit | Credit | Debit | Credit | Debit Credit |
| Cash-Collecting Officers | 10101010 | 1 | 1,992,517.40 | - | 1,992,517.40 | - | - |
| Petty Cash | 10101020 | 1 | 2.00 | - | 2.00 | - | - |
| Cash in Bank-Local Currency, Current Account | 10102020 | 1 | 559,965,319.01 | - | 559,965,319.01 | - | - |
| Cash in Bank-Local Currency, Savings Account | 10102030 | 1 | 7,532,065.79 | - | 7,532,065.79 | - | - |
| Cash in Bank-Foreign Currency, Savings Account | 10103030 | 1 | 2,654,745.14 | - | 2,654,745.14 | - | - |
| Investment in Treasury Bills-Local | 10202010 | 1 | 866,649,030.96 | - | 866,649,030.96 | - | - |
| Investment in Bonds-Local | 10202050 | 1 | 1,328,015.16 | - | 1,328,015.16 | - | - |
| Sinking Fund | 10207010 | 2 | 1,166,117,688.19 | - | 1,166,117,688.19 | - | - |
| Investments in Time Deposits | 10211010 | 1 | 3,457,003,414.66 | - | 3,457,003,414.66 | - | - |
| Investment in Stocks | 10299010 | 2 | 535,236,186.54 | - | 535,236,186.54 | - | - |
| Other Investments | 10299990 | 2 | 617,500.00 | - | 617,500.00 | - | - |
| Notes Receivable | 10301020 | 2 | 29,860,322.00 | - | 29,860,322.00 | - | - |
| Allowance for Impairment-Notes Receivables | 10301021 | 2 | - | 2,286,697.82 | - | 2,286,697.82 | - |
| Interest Receivables | 10301050 | 1 | 41,938,538.23 | - | 41,938,538.23 | - | - |
| Sales Contract Receivable | 10301160 | 1 | 375,458,111.21 | - | 375,458,111.21 | - | - |
| Sales Contract Receivable | 10301160 | 2 | 3,379,123,000.86 | - | 3,379,123,000.86 | - | - |
| Loans Receivable-Others | 10301990 | 1 | 2,870,919.50 | - | 2,870,919.50 | - | - |
| Loans Receivable-Others | 10301990 | 2 | 25,838,275.53 | - | 25,838,275.53 | - | - |
| Finance Lease Receivable | 10302020 | 1 | 30,148,711.32 | - | 30,148,711.32 | - | - |
| Finance Lease Receivable | 10302020 | 2 | 151,496,055.38 | - | 151,496,055.38 | - | - |
| Due from National Agencies | 10303010 | 2 | 130,843,216.03 | - | 130,843,216.03 | - | - |
| Due from Local Government Units | 10303030 | 1 | 7,364,079.02 | - | 7,364,079.02 | - | - |
| Due from Government Corporations | 10303050 | 1 | 46,507,309.54 | - | 46,507,309.54 | - | - |
| Due from Government Corporations | 10303050 | 2 | 1,803,729,757.89 | - | 1,803,729,757.89 | - | - |
| Due from Other Funds | 10304050 | 1 | 371,789,646.23 | - | 371,789,646.23 | - | - |
| Receivables-Disallowances/Charges | 10305010 | 1 | 119,184,127.78 | - | 119,184,127.78 | - | - |
| Guaranty Call Receivable | 10305090 | 1 | 16,570,168.42 | - | 16,570,168.42 | - | - |
| Guaranty Call Receivable | 10305090 | 2 | 149,131,515.79 | - | 149,131,515.79 | - | - |
| Allowance for Impairment-Guaranty Call Receivable | 10305091 | 1 | - | 713,631.69 | - | 713,631.69 | - |
| Allowance for Impairment-Guaranty Call Receivable | 10305091 | 2 | - | 6,422,685.20 | - | 6,422,685.20 | - |
| Other Receivables | 10305990 | 1 | 134,789,157.48 | - | 134,789,157.48 | - | - |
| Allowance for Impairment-Other Receivables | 10305991 | 1 | - | 245,777.38 | - | 245,777.38 | - |
| Allowance for Impairment-Other Receivables | 10305991 | 1 | - | 47,920,653.54 | - | 47,920,653.54 | - |
| Office Supplies Inventory | 10404010 | 1 | 456,575.23 | - | 456,575.23 | - | - |
| Other supplies and Materials inventory | 10404990 | 1 | 17,544.00 | - | 17,544.00 | - | - |
| Investment Property, Land | 10501010 | 2 | 9,265,914,956.84 | - | 9,265,914,956.84 | - | - |
| Investment Property, Bldg. | 10501020 | 2 | 49,299,061.46 | - | 49,299,061.46 | - | - |
| Accu. Depreciation-Investment Property, Bldg. | 10501021 | 2 | - | 20,335,862.39 | - | 20,335,862.39 | - |
| Other Land Improvements | 10602990 | 2 | 53,797,173.33 | - | 53,797,173.33 | - | - |
| Accu. Depreciation-Other Land Improvements | 10602991 | 2 | - | 32,211,603.46 | - | 32,211,603.46 | - |



Pre-Closing Trial Balance

| Government Corporation Name | Home Guaranty Corporation | | | | | | | |
|--|---------------------------|----------------------------|--|----------------|------------------|----------------|------------------|--------|
| Cluster | 2 | 1. - Current | 5. Equity Accounts | | | | | |
| Region | | 2 - Non-Current | 0. Revenue/Income and Expense Accounts | | | | | |
| Year | DEC 2018 | 3 - Current Liabilities | | | | | | |
| Fund | | 4. Non-Current Liabilities | | | | | | |
| | | | TOTAL ALL FUNDS | | CORPORATE FUND | | Trust Fund | |
| Account Title | Account Code | Current / Non-Current | Debit | Credit | Debit | Credit | Debit | Credit |
| Office Equipment | 10605020 | 2 | 2,860,355.54 | - | 2,860,355.54 | - | - | - |
| Accu. Depreciation-Office Equipment | 10605021 | 2 | - | 2,676,475.57 | - | 2,676,475.57 | - | - |
| Information and Communication Technology (ICT)Equipment | 10605030 | 2 | 56,704,888.95 | - | 56,704,888.95 | - | - | - |
| Accu. Depreciation-ICT Equipment | 10605031 | 2 | - | 45,482,037.45 | - | 45,482,037.45 | - | - |
| Communication Equipment | 10605070 | 2 | 1,752,787.15 | - | 1,752,787.15 | - | - | - |
| Accu. Depreciation-Communication Equipment | 10605071 | 2 | - | 1,516,120.32 | - | 1,516,120.32 | - | - |
| Motor Vehicles | 10606010 | 2 | 34,048,788.47 | - | 34,048,788.47 | - | - | - |
| Accu. Depreciation-Motor Vehicles | 10606011 | 2 | - | 22,401,192.82 | - | 22,401,192.82 | - | - |
| Accu. Impairment-Motor Vehicles | 10606012 | 1 | - | 102,706.41 | - | 102,706.41 | - | - |
| Furniture and Fixtures | 10607010 | 2 | 12,362,887.52 | - | 12,362,887.52 | - | - | - |
| Accu. Depreciation-Furniture and Fixtures | 10607011 | 2 | - | 5,306,605.79 | - | 5,306,605.79 | - | - |
| Books | 10607020 | 2 | 291,330.47 | - | 291,330.47 | - | - | - |
| Accu. Depreciation-Books | 10607021 | 2 | - | 256,878.08 | - | 256,878.08 | - | - |
| Leased Assets Improvements, Bldg. | 10609020 | 2 | 31,670,911.88 | - | 31,670,911.88 | - | - | - |
| Accu. Depreciation-Leased Assets Improvements, Bldg. | 10609021 | 2 | - | 31,670,911.88 | - | 31,670,911.88 | - | - |
| Other Property, Plant and Equipment | 10698990 | 2 | 7,770,453.40 | - | 7,770,453.40 | - | - | - |
| Accu. Depreciation-Other Property, Plant and Equipment | 10698991 | 2 | - | 5,502,148.51 | - | 5,502,148.51 | - | - |
| Computer Software | 10801020 | 2 | 31,016,123.40 | - | 31,016,123.40 | - | - | - |
| Accu. Amortization-Computer Software | 10801021 | 2 | - | 28,827,057.73 | - | 28,827,057.73 | - | - |
| Non-Current Assets Held for Sale | 11101010 | 1 | 6,538,101,974.12 | - | 6,538,101,974.12 | - | - | - |
| Accu. Impairment Losses-Non-Current Assets Held for Sale | 11101011 | 1 | - | 127,033,083.12 | - | 127,033,083.12 | - | - |
| Accu. Impairment Losses-Non-Current Assets Held for Sale | 11101011 | 1 | - | 591,588,557.34 | - | 591,588,557.34 | - | - |
| Deferred Tax Assets | 11201010 | 2 | 47,581,142.63 | - | 47,581,142.63 | - | - | - |
| Prepaid Rent | 19902020 | 1 | 3,902,064.32 | - | 3,902,064.32 | - | - | - |
| Prepaid Insurance | 19902050 | 1 | 1,090,296.28 | - | 1,090,296.28 | - | - | - |
| Withholding Tax at Source | 19902080 | 1 | 186,528,708.18 | - | 186,528,708.18 | - | - | - |
| Other Prepayments | 19902990 | 1 | 1,585,327.69 | - | 1,585,327.69 | - | - | - |
| Guaranty Deposits | 19903020 | 1 | 10,601,958.00 | - | 10,601,958.00 | - | - | - |
| Guaranty Deposits | 19903020 | 2 | 10,176,554.84 | - | 10,176,554.84 | - | - | - |
| Other Assets | 19999990 | 1 | 162,706.41 | - | 162,706.41 | - | - | - |
| Other Assets | 19999990 | 2 | 5,098,744.16 | - | 5,098,744.16 | - | - | - |
| Accu. Impairment Losses-Other Assets | 19999991 | 1 | - | 326,748.48 | - | 326,748.48 | - | - |
| Other Assets - Assets Held-in-Trust | 19999990 | 2 | 1,090,465,219.43 | - | - | - | 1,090,465,219.43 | - |
| Other Assets - Abot Kaya Pabahay Fund | 19999990 | 2 | 3,155,319,801.38 | - | 3,155,319,801.38 | - | - | - |
| Due to Officers and Employees | 20101020 | 3 | - | 732,242.02 | - | 732,242.02 | - | - |
| Interest Payable | 20101050 | 3 | - | 719,538,939.36 | - | 719,538,939.36 | - | - |
| Bonds Payable-Domestic | 20102020 | 3 | - | 4,967,424.49 | - | 4,967,424.49 | - | - |
| Bonds Payable-Domestic | 20102020 | 4 | - | 2,384,857.13 | - | 2,384,857.13 | - | - |
| Due to BIR | 20201010 | 3 | - | 2,202,362.00 | - | 2,202,362.00 | - | - |
| Due to GSIS | 20201020 | 3 | - | 1,642,334.60 | - | 1,642,334.60 | - | - |

Pre-Closing Trial Balance

| Government Corporation Name | Home Guaranty Corporation | | | | | | | |
|--|---------------------------|----------------------------|------------------|--|------------------|-------------------|------------|------------------|
| Cluster | 2 | 1. - Current | | 5. Equity Accounts | | | | |
| Region | | 2 - Non-Current | | 0. Revenue/Income and Expense Accounts | | | | |
| Year | DEC 2018 | 3 - Current Liabilities | | | | | | |
| Fund | | 4. Non-Current Liabilities | | | | | | |
| | | | TOTAL ALL FUNDS | | CORPORATE FUND | | Trust Fund | |
| Account Title | Account Code | Current / Non-Current | Debit | Credit | Debit | Credit | Debit | Credit |
| Due to Pag-IBIG | 20201030 | 3 | - | 1,290,262.18 | - | 1,290,262.18 | - | - |
| Due to PhilHealth | 20201040 | 3 | - | 111,362.93 | - | 111,362.93 | - | - |
| Due to NGAs | 20201050 | 3 | - | 122,505.20 | - | 122,505.20 | - | - |
| Due to Government Corporations | 20201060 | 3 | - | 9,668,594.04 | - | 9,668,594.04 | - | - |
| Due to Treasurer of the Philippines | 20201090 | 4 | - | 7,041,592,653.78 | - | 7,041,592,653.78 | - | - |
| Income Tax Payable | 20201130 | 3 | - | 181,341,473.43 | - | 181,341,473.43 | - | - |
| Due to Other Funds | 20301050 | 3 | - | 618,670,220.25 | - | 618,670,220.25 | - | - |
| Trust Liabilities - Assets Held-in-Trust | 20401010 | 4 | - | 1,090,465,219.43 | - | | - | 1,090,465,219.43 |
| Trust Liabilities - Abot Kaya Pabahay Fund | 20401010 | 4 | - | 3,155,319,801.38 | - | 3,155,319,801.38 | - | - |
| Guaranty/Security Deposit Payables | 20401040 | 3 | - | 18,951,181.43 | - | 18,951,181.43 | - | - |
| Deferred Finance Lease Revenue | 20501010 | 3 | | 8,570,006.18 | | 8,570,006.18 | - | - |
| Deferred Finance Lease Revenue | 20501010 | 4 | | 20,457,955.28 | | 20,457,955.28 | - | - |
| Deferred Tax Liabilities | 20901010 | 4 | - | 722,405,961.74 | - | 722,405,961.74 | - | - |
| Other Deferred Credits | 20501990 | 4 | - | 976,492,972.47 | - | 976,492,972.47 | - | - |
| Other Unearned Revenue/Income | 20502990 | 3 | - | 686,225,489.96 | - | 686,225,489.96 | - | - |
| Other Unearned Revenue/Income | 20502990 | 4 | - | 1,127,966,423.27 | | 1,127,966,423.27 | | |
| Estimated Liability from Guaranty | 20601990 | 3 | - | 2,688,404.18 | - | 2,688,404.18 | - | - |
| Dividends Payable | 29999090 | 3 | - | 1,151,623,735.00 | - | 1,151,623,735.00 | - | - |
| Other Payables | 29999990 | 3 | - | 5,267,216,309.40 | - | 5,267,216,309.40 | - | - |
| Revaluation Surplus | 30201010 | 5 | - | 1,685,209,428.76 | - | 1,685,209,428.76 | - | - |
| Retained Earnings/(Deficit) | 30701010 | 5 | 9,295,186,299.58 | - | 9,295,186,299.58 | - | - | - |
| Subscribed Share Capital | 30801010 | 5 | - | 15,573,000,000.00 | - | 15,573,000,000.00 | - | - |
| Other Business Income | 40202000 | 0 | - | 152,549.19 | - | 152,549.19 | - | - |
| Rent/Lease Income | 40202050 | 0 | - | 229,992,813.76 | - | 229,992,813.76 | - | - |
| Guarantee Income | 40202180 | 0 | - | 1,634,692,009.20 | - | 1,634,692,009.20 | - | - |
| Interest Income | 40202210 | 0 | - | 159,695,892.04 | - | 159,695,892.04 | - | - |
| Fines and Penalties - Business Income | 40202230 | 0 | - | 12,306,118.97 | - | 12,306,118.97 | - | - |
| Gain on Foreign Exchange (Forex) | 40501010 | 0 | - | 156,839.33 | - | 156,839.33 | - | - |
| Other Gains | 40501990 | 0 | - | 2,018,990,766.64 | - | 2,018,990,766.64 | - | - |
| Reversal of Impairment Loss | 40602010 | 0 | - | 162,885,016.33 | - | 162,885,016.33 | - | - |
| Miscellaneous Income | 40603990 | 0 | - | 425,181.99 | - | 425,181.99 | - | - |
| Salaries and Wages | 50101010 | 0 | 65,817,811.76 | - | 65,817,811.76 | - | - | - |
| Personnel Economic Relief Allowance (PERA) | 50102010 | 0 | 2,435,522.99 | - | 2,435,522.99 | - | - | - |
| Representation Allowance (RA) | 50102020 | 0 | 1,639,491.17 | - | 1,639,491.17 | - | - | - |
| Transportation Allowance (TA) | 50102030 | 0 | 1,639,491.17 | - | 1,639,491.17 | - | - | - |
| Clothing/Uniform Allowance | 50102040 | 0 | 616,741.59 | - | 616,741.59 | - | - | - |
| Productivity Incentive Allowance | 50102080 | 0 | 492,706.20 | - | 492,706.20 | - | - | - |
| Honoraria | 50102100 | 0 | 2,201,508.25 | - | 2,201,508.25 | - | - | - |
| Year End Bonus | 50102140 | 0 | 5,435,100.19 | - | 5,435,100.19 | - | - | - |


Pre-Closing Trial Balance

| Government Corporation Name | Home Guaranty Corporation | | | | | | | |
|---|---------------------------|----------------------------|-----------------|--|----------------|--------|------------|--------|
| Cluster | 2 | 1. - Current | | 5. Equity Accounts | | | | |
| Region | | 2 - Non-Current | | 0. Revenue/Income and Expense Accounts | | | | |
| Year | DEC 2018 | 3 - Current Liabilities | | | | | | |
| Fund | | 4. Non-Current Liabilities | | | | | | |
| | | | TOTAL ALL FUNDS | | CORPORATE FUND | | Trust Fund | |
| Account Title | Account Code | Current / Non-Current | Debit | Credit | Debit | Credit | Debit | Credit |
| Cash Gift | 50102150 | 0 | 515,307.40 | - | 515,307.40 | - | - | - |
| Other Bonuses and Allowances | 50102990 | 0 | 10,521,587.14 | - | 10,521,587.14 | - | - | - |
| Retirement and Life Insurance Premium | 50103010 | 0 | 7,664,590.48 | - | 7,664,590.48 | - | - | - |
| Pag-IBIG Contributions | 50103020 | 0 | 121,594.47 | - | 121,594.47 | - | - | - |
| PhilHealth Contributions | 50103030 | 0 | 616,379.79 | - | 616,379.79 | - | - | - |
| Employees Compensation Insurance Premiums | 50103040 | 0 | 121,323.25 | - | 121,323.25 | - | - | - |
| Provident/Welfare Fund Contribution | 50103050 | 0 | 12,915,059.60 | - | 12,915,059.60 | - | - | - |
| Terminal Leave Benefits | 50104030 | 0 | 1,015,213.97 | - | 1,015,213.97 | - | - | - |
| Other Personnel Benefits | 50104990 | 0 | 7,210,535.01 | - | 7,210,535.01 | - | - | - |
| Travelling Expenses-Local | 50201010 | 0 | 1,392,367.37 | - | 1,392,367.37 | - | - | - |
| Training Expenses | 50202010 | 0 | 990,817.32 | - | 990,817.32 | - | - | - |
| Office Supplies Expense | 50203010 | 0 | 2,506,212.96 | - | 2,506,212.96 | - | - | - |
| Accountable Forms Expenses | 50203020 | 0 | 31,641.68 | - | 31,641.68 | - | - | - |
| Fuel, Oil And Lubricants Expenses | 50203090 | 0 | 2,706,323.67 | - | 2,706,323.67 | - | - | - |
| Semi-Expendable-Machinery and Equipment Expenses | 50203210 | 0 | 29,776.00 | - | 29,776.00 | - | - | - |
| Other Supplies and Materials Expenses | 50203990 | 0 | 237,901.55 | - | 237,901.55 | - | - | - |
| Water Expenses | 50204010 | 0 | 365,345.48 | - | 365,345.48 | - | - | - |
| Electricity Expenses | 50204020 | 0 | 7,384,482.95 | - | 7,384,482.95 | - | - | - |
| Postage and Courier Services | 50205010 | 0 | 239,081.84 | - | 239,081.84 | - | - | - |
| Telephone Expenses | 50205020 | 0 | 2,333,326.49 | - | 2,333,326.49 | - | - | - |
| Internet Subscription Expenses | 50205030 | 0 | 705,156.40 | - | 705,156.40 | - | - | - |
| Extraordinary and Miscellaneous Expenses | 50210030 | 0 | 3,044,286.18 | - | 3,044,286.18 | - | - | - |
| Legal Services | 50211010 | 0 | 96,868.75 | - | 96,868.75 | - | - | - |
| Auditing Services | 50211020 | 0 | 4,593,758.91 | - | 4,593,758.91 | - | - | - |
| Consultancy Services | 50211030 | 0 | 675,765.08 | - | 675,765.08 | - | - | - |
| Janitorial Services | 50212020 | 0 | 3,726,593.91 | - | 3,726,593.91 | - | - | - |
| Security Services | 50212030 | 0 | 4,799,379.60 | - | 4,799,379.60 | - | - | - |
| Other Professional Services | 50211990 | 0 | 18,867,479.13 | - | 18,867,479.13 | - | - | - |
| Other General Services | 50212990 | 0 | 141,149.25 | - | 141,149.25 | - | - | - |
| Repairs and Maintenance-Machinery and Equipment | 50213050 | 0 | 694,971.90 | - | 694,971.90 | - | - | - |
| Repairs and Maintenance-Transportation Equipment | 50213060 | 0 | 1,586,167.97 | - | 1,586,167.97 | - | - | - |
| Repairs and Maintenance-Leased Assets Improvements | 50213090 | 0 | 1,005,952.59 | - | 1,005,952.59 | - | - | - |
| Repairs and Maintenance-Other Property, Plant and Equipme | 50213990 | 0 | 79,691.84 | - | 79,691.84 | - | - | - |
| Taxes, Duties and Licenses | 50215010 | 0 | 132,950,084.37 | - | 132,950,084.37 | - | - | - |
| Fidelity Bond Premiums | 50215020 | 0 | 346,493.03 | - | 346,493.03 | - | - | - |
| Insurance Expenses | 50215030 | 0 | 236,912.07 | - | 236,912.07 | - | - | - |
| Income Tax Expenses | 50215040 | 0 | 945,149,376.05 | - | 945,149,376.05 | - | - | - |
| Advertising, Promotional and Marketing Expenses | 50299010 | 0 | 92,612.13 | - | 92,612.13 | - | - | - |
| Printing and Publication Expenses | 50299020 | 0 | 659,966.84 | - | 659,966.84 | - | - | - |

Pre-Closing Trial Balance

| Government Corporation Name | Home Guaranty Corporation | <div> <div>1. - Current</div> <div>2 - Non-Current</div> <div>3 - Current Liabilities</div> <div>4. Non-Current Liabilities</div> <div>5. Equity Accounts</div> <div>0. Revenue/Income and Expense Accounts</div> </div> | | | | | | |
|--|---------------------------|--|--------------------------|--------------------------|--------------------------|--------------------------|-------------------------|-------------------------|
| Cluster | 2 | | | | | | | |
| Region | | | | | | | | |
| Year | DEC 2018 | | | | | | | |
| Fund | | | | | | | | |
| | | | TOTAL ALL FUNDS | | CORPORATE FUND | | Trust Fund | |
| Account Title | Account Code | Current / Non-Current | Debit | Credit | Debit | Credit | Debit | Credit |
| Representation Expenses | 50299030 | 0 | 741,861.55 | - | 741,861.55 | - | - | - |
| Rent/Lease Expenses | 50299050 | 0 | 42,061,671.23 | - | 42,061,671.23 | - | - | - |
| Membership Dues and Contributions to Organizations | 50299060 | 0 | 10,170.54 | - | 10,170.54 | - | - | - |
| Subscription Expenses | 50299070 | 0 | 53,914.71 | - | 53,914.71 | - | - | - |
| Donations | 50299080 | 0 | 49,722.64 | - | 49,722.64 | - | - | - |
| Directors and Committee Member's Fees | 50299120 | 0 | 951,962.61 | - | 951,962.61 | - | - | - |
| Documentary Stamps Expenses | 50299140 | 0 | 23,892.18 | - | 23,892.18 | - | - | - |
| Other Maintenance and Operating Expenses | 50299990 | 0 | 59,046,751.39 | - | 59,046,751.39 | - | - | - |
| Interest Expenses | 50301020 | 0 | 577,770,674.90 | - | 577,770,674.90 | - | - | - |
| Bank Charges | 50301040 | 0 | 25,900.00 | - | 25,900.00 | - | - | - |
| Depreciation-Land Improvements | 50501020 | 0 | 3,145,799.90 | - | 3,145,799.90 | - | - | - |
| Depreciation-Machinery and Equipment | 50501050 | 0 | 1,751,598.27 | - | 1,751,598.27 | - | - | - |
| Depreciation-Transportation Equipment | 50501060 | 0 | 330,581.67 | - | 330,581.67 | - | - | - |
| Depreciation-Furniture, Fixtures and Books | 50501070 | 0 | 209,411.40 | - | 209,411.40 | - | - | - |
| Depreciation-Other Property, Plant and Equipment | 50501990 | 0 | 225,770.00 | - | 225,770.00 | - | - | - |
| Amortization-Intangible Assets | 50502010 | 0 | 1,188,131.56 | - | 1,188,131.56 | - | - | - |
| Impairment Loss-Non-Current Assets Held for Sale | 50503160 | 0 | 4,967,200.00 | - | 4,967,200.00 | - | - | - |
| Impairment Loss-Other Receivables | 50503060 | 0 | - | - | - | - | - | - |
| Impairment Loss-Other Assets | 50503990 | 0 | 326,748.48 | - | 326,748.48 | - | - | - |
| Loss On Guaranty-Expected Credit Loss | 50504190 | 0 | 1,634,469.82 | - | 1,634,469.82 | - | - | - |
| Other Losses | 50504990 | 0 | 312,570.01 | - | 312,570.01 | - | - | - |
| | | | 45,262,982,742.32 | 45,262,982,742.32 | 44,172,517,522.89 | 44,172,517,522.89 | 1,090,465,219.43 | 1,090,465,219.43 |

CERTIFIED CORRECT:


ATTY. NELIA O. OANDASAN
 Acting Vice President
 Corporate Services Group

APPROVED BY:


JIMMY B. SARONA
 Officer-In-Charge